



[Previous Article - How to Sign-in for Work Hours](#) | [Back to Tutor Manual](#) | [Next Article - Homepage](#)

Forgot your password?

If you forgot your password but know your **User ID** and **Email** that is associated with your **Accudemia** account you can go to your school's **Accudemia** website (<http://<myschool>.accudemia.net>) or at a designated **Sign-in Station** onsite and click the **Forgot my Password** link. You'll then receive an e-mail message with instructions to follow to reset your password.

If this process fails then contact your admin as needed

The following steps will guide you to reset your password:


1. Click **Forgot your Password?** on the login page or **Forgot Password?** on the Kiosk sign-in/sign-out Station.

A screenshot of the Accudemia login page for "A Demo College". The page has a white background with a blue border. At the top, it says "A Demo College" in a large, bold, black font, followed by "Please enter your user information." in a smaller, gray font. Below this, there are two input fields: "User ID:" and "Password:". The "User ID:" field contains two dashes "--". Below the "Password:" field, there is a link that says "Forgot your password?" in a yellow box with a red underline, and a mouse cursor is pointing at it. To the right of the "Forgot your password?" link is a green button that says "Log In" in white text.

Welcome! This is a Sign In Station for your Center
SIGN-IN / SIGN-OUT


OPTION 1

Swipe your card in the card reader



OPTION 2

Type your User ID



Go >

A Demo College No login? [Guest Sign-in](#)

Login

Students In

Tutors In

New Student

Forgot Password?


2. In the **Forgot your password?** page fill in the information needed: User ID, Email, CAPTCHA code. When done click on **Request Password** and an Email should have been sent to your address.

Forgot your password?
Please enter the required information to validate your identity.

User ID:
Must be the same registered in the system

Email:

Enter the code shown:
[Try a different code](#)



It is not case sensitive.
This helps us prevent automated programs from sending spam.

Request Password

Go Back

As noted above the **<myschool>** part of the website above and **User ID** will typically be provided by your school's **Accudemia System Administrator**. If you are still having trouble logging into Accudemia then [Click here](#) to learn how to contact your **System Admin**.

3. After checking your email, a link will direct you to a web page that lets you type in your **New Password**.

4. You'll now be able to log in to Accudemia with your new password, an email confirmation of your new password will be sent to your email.

[Previous Article - How to Sign-in for Work Hours](#) | [Back to Tutor Manual](#) | [Next Article - Homepage](#)

From:

<https://attendance-tracking.com/docs/> - **Engineerica Documentation**

Permanent link:

<https://attendance-tracking.com/docs/doku.php/accudemia/7/tutor/manual/sign-in/forgot-pass>

Last update: **2022/09/23 11:40**

